




# Vort Quadro I Range

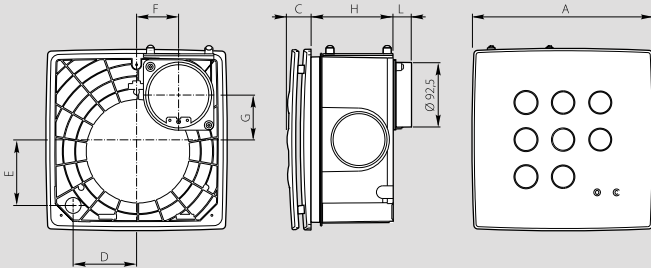
9 MODELS WITH AND WITHOUT TIMER  
AND HUMIDOSTAT



**VORT QUADRO I** cannot be fitted into a ceiling or a panel.

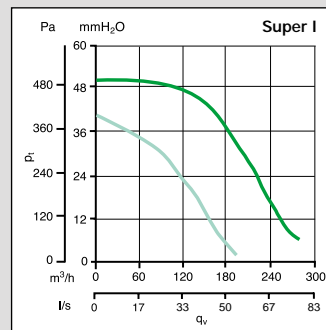
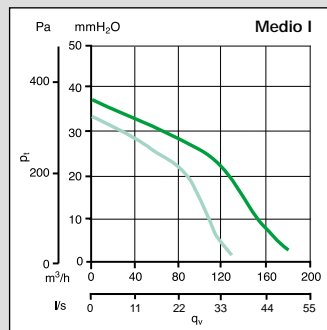
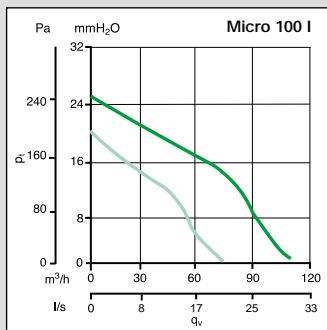
# Technical Specifications

## DIMENSIONS



	A	C	D	E	F	G	H	L	Kg
MICRO 100 I	258	34	92	90	64	60	118	26	1,91
MEDIO I	287	37	97	103	72	69	130	26	2,77
SUPER I	314	38	120	120	80	81	153	26	4,27
MICRO 100 T I	258	34	92	90	64	60	118	26	1,93
MEDIO T I	287	37	97	103	72	69	130	26	2,79
SUPER T I	314	38	120	120	80	81	153	26	4,29
MICRO 100 IT - HCS	258	34	92	90	64	60	118	26	1,93
MEDIO IT - HCS	287	37	97	103	72	69	130	26	2,79
SUPER IT - HCS	314	38	120	120	80	81	153	26	4,29

## PRESSURE/PERFORMANCE CURVES



## TIMER

Vort Quadro I products are also available with an adjustable, from 3 to 20 minutes, overrun timer.

## LONG LIFE 30.000 h

Vort Quadro I range is also available with ball bearing motors for a minimum 30,000 hours operation without mechanical malfunction.

## T-HCS Humidity Control System - Timer

The units turns on when relative humidity exceeds 65% and it turns back off when the RH drops back to 65%. When the light is switched off, the unit will continue to run from between 3 to 20 minutes depending on the timer setting.

### ACCESSORIES:

Adapter for the diameter on the outlet, it is possible to fit the adapter supplied taking the diameter from 92.5 mm to 97 mm (nominal diameter 100 mm)

### ACCESSORIES ON REQUEST:

C 1.5 (code 12966)

For standard versions only

SCB Kit (cod. 22481)

Built-in controller adaptor to convert the regular speed controller into built-in model.

SCNRB (cod. 12971)

Non-reversible speed controller for flush-fitting.

Flow deflector (cod. 22310)

Applicable at outlet port to deflect the airflow at 360°. Por models Micro 100, Medio, Super.

Fixed grille (cod. 22010)

For outside walls.

## IPX4

The products are protected against jets of water from all directions, making them ideal for installation in humid and wet areas.



Safety IMQ Certified



Data and performance certified by IMQ Performance



CE marked

# Vort Quadro I Range

3 SERIE DIMENSIONALI: MICRO, MEDIO E SUPER



For the flush-mounting version the extraction can be installed for either vertical or horizontal outlet pipes. In addition the appliance can be connected with extra piping to change the air of two different rooms.

Products	Code	V-50 Hz	Watt		A		m <sup>3</sup> /h		l/s		mmH <sub>2</sub> O		Pa		T/mn		LpdB (A) 3m frontal extraction		LpdB (A) 3m side extraction		Ins. cl. II	°C max
			max	min	max	min	max	min	max	min	max	min	max	min	max	min	max	min	max	min		
MICRO 100 I / LL	12017/12035	220/240	33	25	0,15	0,12	110	75	31	21	25	20	245	196	1450	1010	34,3	26,3	33,5	25,9	□	50
MEDIO I / LL	12020/12038	220/240	60	45	0,27	0,21	180	130	50	36	37	34	363	334	1600	1200	41,2	35,9	39,6	33,4	□	50
SUPER I / LL	12023/12041	220/240	100	70	0,48	0,31	280	190	78	53	50	42	491	412	1900	1300	46,7	33,6	44,6	30	□	50
MICRO 100 IT / LL	12018/12036	220/240	33	25	0,15	0,12	110	75	31	21	25	20	245	196	1450	1010	34,3	26,3	33,5	25,9	□	50
MEDIO IT / LL	12021/12039	220/240	60	45	0,27	0,21	180	130	50	36	37	34	363	334	1600	1200	41,2	35,9	39,6	33,4	□	50
SUPER IT / LL	12024/12042	220/240	100	70	0,48	0,31	280	190	78	53	50	42	491	412	1900	1300	46,7	33,6	44,6	30	□	50
MICRO 100 IT HCS / LL	12019/12037	220/240	33	25	0,15	0,12	110	75	31	21	25	20	245	196	1450	1010	34,3	26,3	33,5	25,9	□	50
MEDIO IT HCS / LL	12022/12040	220/240	60	45	0,27	0,21	180	130	50	36	37	34	363	334	1600	1200	41,2	35,9	39,6	33,4	□	50
SUPER IT HCS / LL	12025/12043	220/240	100	70	0,48	0,31	280	190	78	53	50	42	491	412	1900	1300	46,7	33,6	44,6	30	□	50